









Below is a list of basic apps to start with when setting up your child's BYOD iPad. Year-level specific lists will be provided at the start of the school year. Please read this document in conjunction with the [BYOD Information Booklet](#) and other information you have been provided with, including how to [create an Apple ID for your child](#) and the use of [Family Sharing](#).

Microsoft 365

Access to Microsoft products is provided by the College. Please download the following apps for your students and sign in with their school username and password.

Prep - Yr 6				
	Microsoft Edge Microsoft Corporation	Microsoft OneDrive Microsoft Corporation	Microsoft Outlook Microsoft Corporation	Microsoft Word Microsoft Corporation

Yr 2 - Yr 6		
	Microsoft Powerpoint Microsoft Corporation	Microsoft OneNote Microsoft Corporation

Yr 4 - Yr 6		
	Microsoft Teams Microsoft Corporation	Microsoft Excel Microsoft Corporation

Free apps

Please download the following free apps to your child's iPad. Some of these apps are subscription-based. Students will be provided with a login as required - please do not try to sign in yet.

Prep - Yr 6			
	Vivi Vivi Australia	ePlatform by Wheelers Wheeler's Book Club Ltd	Seesaw Seesaw Learning, Inc.

Yr 1 - Yr 6	
	Literacy Planet Intrepica Ltd

Saving browser pages

Many tasks that students will use their iPad for are browser-based, rather than app-based. During the school year, your child's teacher may ask students to save a number of websites (provided via QR code) to their home screens or favourites for easy access. Please ensure that students are not restricted from adding websites.